Mounting Instructions
安装指南

Spring–loaded brake with
electromagnetic release
弹簧加压安全制动器

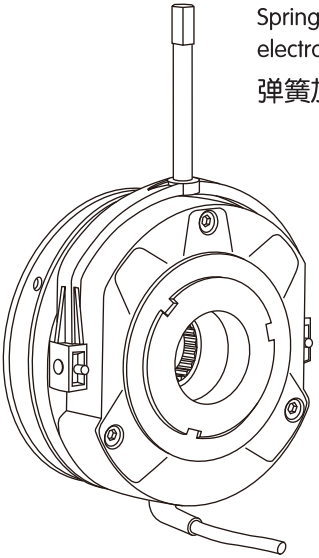

PRECIMA FDB Serial 08-40

PRECIMA

进行操作前，请先阅读本手册！
本手册必须与制动器产品完整的技术文件结合使用。

安全指导

- PRECIMA制动器组件.....
  - 必须按规定使用。
  - 出现明显故障时，切勿使用。
  - 安装未完成之前切勿使用。
  - 切勿在未安装必要的保护盖的情况下投入使用。
  - 在使用过程中（根据相应的保护等级）制动器存在带电压的，活动的或者旋转的部件。制动器表面可能发热。
- 对于PRECIMA制动器组件来说...
  - 在安装地点始终要配备技术说明文件。
  - 只能使用制造商所允许的配件。
  - 只能使用制造商提供的正规备用件。
- 请注意在所附的安全相关文件中预先规定的所有条件。
  - 这是保证安全和无故障运行并达到规定产品性能的前提条件。
- 只有具有资质的专业人员才能使用或者操作PRECIMA组件。
- 烧伤危险！
  - 在使用过程中对于高温表面应提供接触防护。
- 被旋转轴击伤的危险！
  - 电机停止运转之前切勿在电机上进行安装等操作。
- PRECIMA制动器是根据下列EC规范和标准进行设计和生产。
  - EC Directive Machinery (2006/42 EC)
  - EN ISO 12100–1 and 12100–2: Safety of Machinery (Basic Concepts)
  - EC Directive Electromagnetic Compatibility (2004/108 EG). Compliance with this directive has to be safeguarded with the appropriate switchgear of the user.

参数识别

铭牌		举例
型号		CSA–标志
额定电压 / 制动力矩	生产编号	
生产厂家	地址	CE–标志
	网站	



型号	间隙 [mm]	固定螺钉的紧固力矩 [Nm]
FDB08	$0.2^{+0.15}$	3.0
FDB10		6.0
FDB13	$0.3^{+0.15}$	10.0
FDB15		
FDB17		25.0
FDB20	$0.4^{+0.15}$	
FDB23		
FDB26	$0.5^{+0.2}$	50.0
FDB30		
FDB40	$0.6^{+0.2}$	85.0

PRECIMA

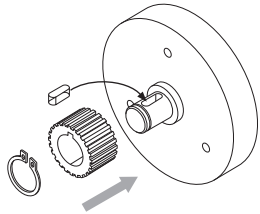

1

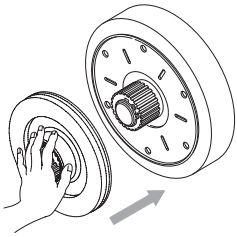

2

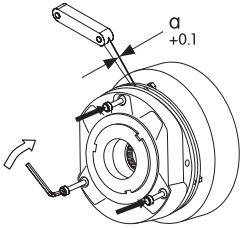

3

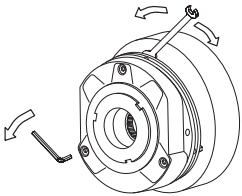

4

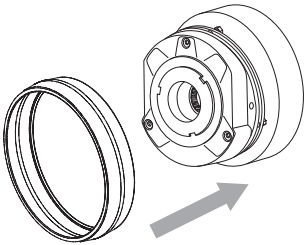

5

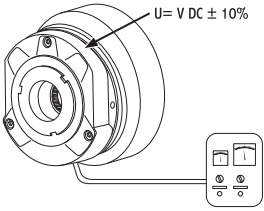

6

Mounting Instructions
安装指南

Spring–loaded brake with
electromagnetic release
弹簧加压安全制动器

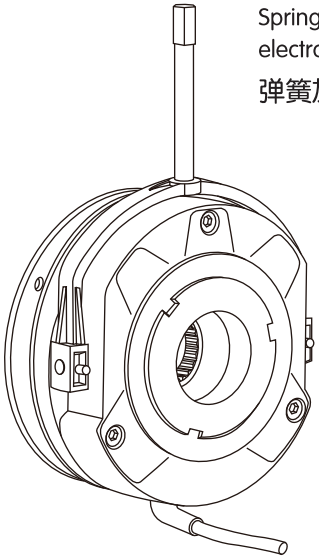

PRECIMA FDB Serial 08-40

PRECIMA

PRECIMA

Please read these instructions before you start working!
These instructions are only valid in conjunction with the overall documentation of the brake!

Safety instructions

- PRECIMA components...
  must only be applied as directed.
  must not be commissioned if they are noticeably damaged.
  must not be technically modified.
  must not be commissioned if they are incompletely mounted.
  must not be operated without the required covers.
  can hold live as moving or rotary parts during operation according to their degree of protection.
  Surfaces may be hot.
- For PRECIMA components ...
  the documentation must always be kept at the installation site.
  only permitted accessories are allowed to be used.
  only original spare parts of the manufacturer are allowed to be used.
- Observe all specifications given in the attached documentation.
  This is the prerequisite for safe and trouble-free operation and achieving the specified product features.
- Only qualified ,skilled personnel are permitted to work on and with PRECIMA components.
- Risk of burns!
  Surfaces may be hot during operation!Provide for protection against accidental contact.
- Risk of injury due to a rotating shaft!
  Wait until the motor is at standstill before you start working on the motor
- The spring–applied brake was produced in accordance with the following EC directives and standards:
  EC Directive Machinery (2006/42 EC)
  EN ISO 12100-1 and 12100-2: Safety of Machinery (Basic Concepts)
  EC Directive Electromagnetic Compatibility (2004/108 EG). Compliance with this directive has to be safeguarded with the appropriate switchgear of the user.

Identification

Nameplate		Example
Type		CSA–mark
Rated voltage / Rated brake torque		Product ID
Manufacturer	Address	CE–mark
	Homepage	



Type	Nominal air gap [mm]	Tightening torque of fixing screws [Nm]
FDB08	$0.2^{+0.15}$	3.0
FDB10		6.0
FDB13	$0.3^{+0.15}$	10.0
FDB15		
FDB17		25.0
FDB20	$0.4^{+0.15}$	
FDB23		
FDB26	$0.5^{+0.2}$	50.0
FDB30		
FDB40	$0.6^{+0.2}$	85.0

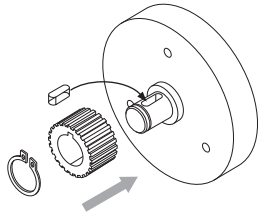

1

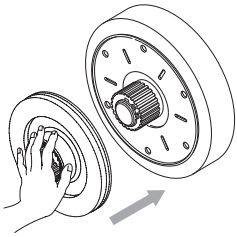

2

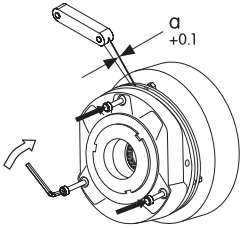

3

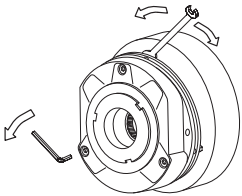

4

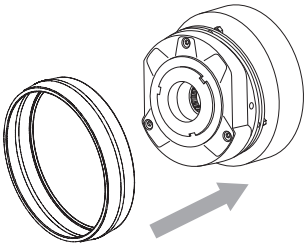

5

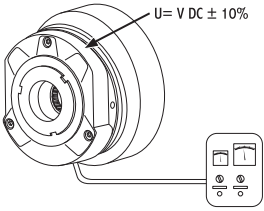

6